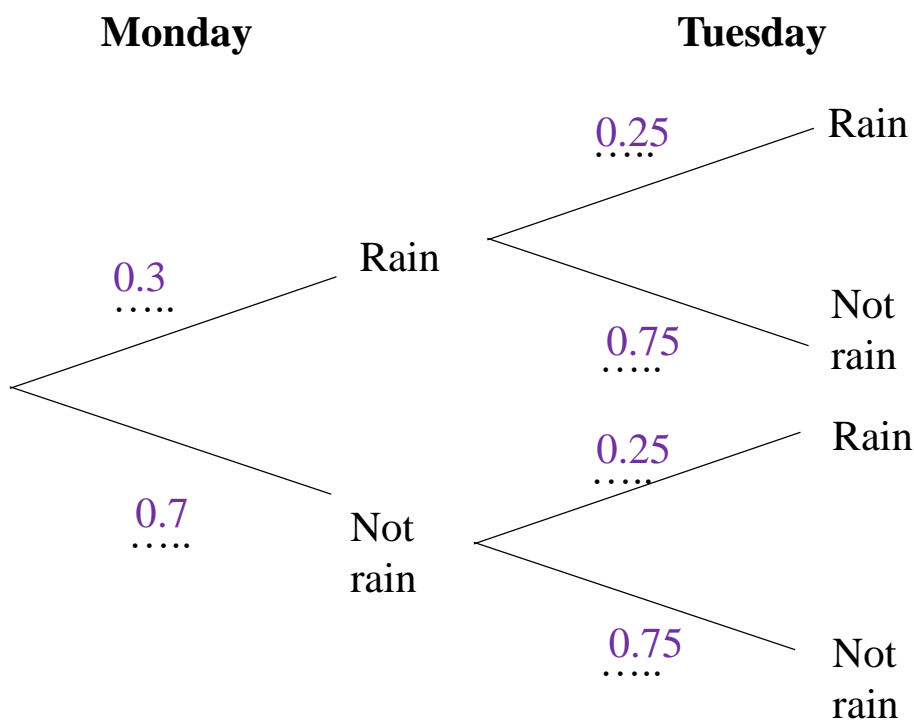


1. The table below shows the probabilities of choosing a counter from a bag.
The value of green is half the probability of blue.
Complete the table.

Red	Blue	Green	Orange
0.31	0.24	0.12	0.33

(2 marks)

2. The probability that it **will** rain on Monday is 0.3
The probability that it **will not** rain on Tuesday is 0.75
(a) Complete the tree diagram.



(2 marks)

- (b) Work out the probability that it rains on only 1 day.

0.4

.....
(2 marks)

2. Laura is going to roll 2 fair six sided dice.
She will sum the scores together.
Calculate the probability of scoring a total of 10.

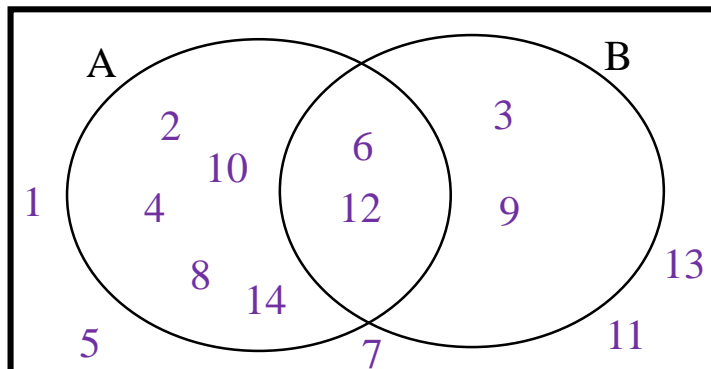
$\frac{1}{12}$

.....
(3 marks)

3. The Venn diagram contains positive integers less than 15.

$A = \{\text{Even numbers}\}$

$B = \{\text{Multiples of 3}\}$



Write down the probability of selecting:

(i) $A \cap B$

$\frac{1}{7}$

(ii) $A \cup B$

$\frac{9}{14}$

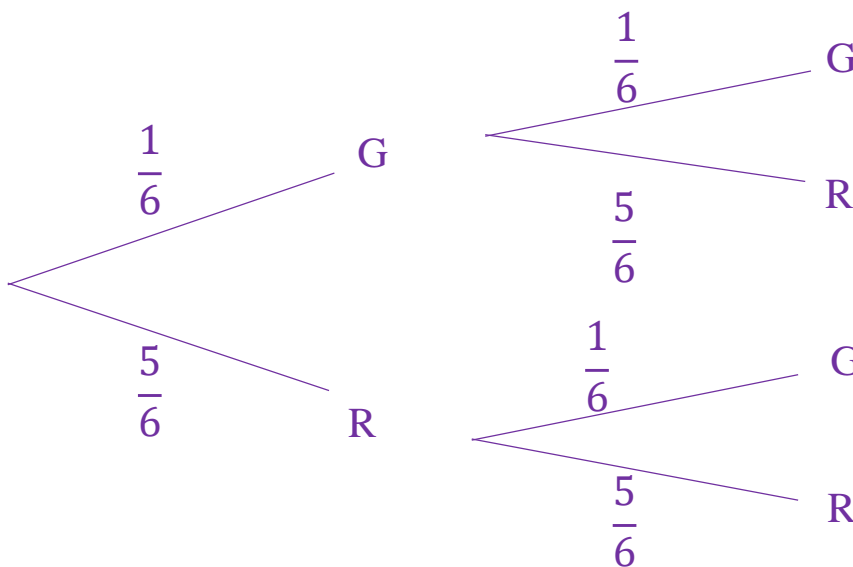
(4 marks)

2. There are 1 green counters and 5 red counters in a bag.

One counter is taken out, recorded then placed back in the bag.

A second counter is then taken.

(a) Draw a tree diagram to display this information.



(2 marks)

(b) Work out the probability that different colours are selected..

$\frac{5}{18}$

(2 marks)

Score =